

# GUNITE Service Bulletin

## Recommended Torquing Labels

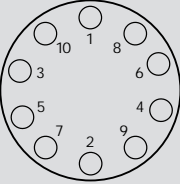
Gunite has made available a series of labels which define the recommended torquing practices for hub piloted and ball seat wheel-end installations using Gunite brake drums. These yellow, self-adhesive warning labels are designed to be placed on the vehicle chassis for easy reference during normal maintenance procedures.

**WARNING: Follow these torquing recommendations**

This vehicle is equipped with Gunite Brake Drums. During installation make sure the brake drum is mounted properly on the hub drum pilot. Torque the hub piloted wheels to the following recommendations using the torquing sequence below.

Nut Thread	Torque Level Ft./Lb.
M22 x 1.5	450 - 500

CAUTION: Recheck torque level after 50 - 100 miles of operation, after installation, and at 10,000 mile intervals (or less) thereafter.



**GUNITE**<sup>®</sup> CORPORATION  
For additional information call:  
1-800-677-3786.

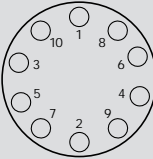
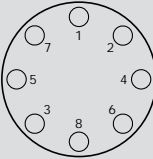
*Applications using M22 x 1.5 fasteners.*

**WARNING: Follow these torquing recommendations**

This vehicle is equipped with Gunite Brake Drums. During installation make sure the brake drum is mounted properly on the hub drum pilot. Torque the hub piloted wheels to the following recommendations using the torquing sequence below.

Nut Thread	Torque Level Ft./Lb.
M20 x 1.5	280 - 330
M22 x 1.5	450 - 500

CAUTION: Recheck torque level after 50 - 100 miles of operation, after installation, and at 10,000 mile intervals (or less) thereafter.



**GUNITE**<sup>®</sup> CORPORATION  
For additional information call:  
1-800-677-3786.

*Applications using either M20 x 1.5 or M22 x 1.5 fasteners.*

**WARNING: Follow these torquing recommendations**

This vehicle is equipped with Gunite Brake Drums. During installation make sure the brake drum is mounted properly on the hub drum pilot. Torque the double cap nuts on the stud pilot wheels to the following recommendations using the torquing sequence below.

Torque Level Ft./Lb.
450 - 500

CAUTION: Recheck torque level after 50 - 100 miles of operation, after installation, and at 10,000 mile intervals (or less) thereafter.



**GUNITE**<sup>®</sup> CORPORATION  
For additional information call:  
1-800-677-3786.

*Applications using ball seat fasteners.*

*These labels are available by calling Gunite at 1-800-677-3786 or ordering from the address listed below.*